




Mount the stage cover onto the manual stage. It is perfect for the slide sample and petridish larger than 35mm.


Pay extreme care when you mount the stage cover:

Don't scratch the objective lens! Don't scratch surface of the manual stage!



When mount the stage cover, please align its base and top rear side to the rear side of the manual stage.






align top of stage cover, base
of stage cover and manual stage
to a vertical line

Top of stage cover

base of stage cover

Manual stage



You may put the stage cover upside down on the optical table after removing it from the manual stage.

